

flux cored wire, containing nickel and chromium (Cor-8325)

Welding Guns of Australia Pty Ltd

Chemwatch Hazard Alert Code: 2

Chemwatch: 5236-30

Issue Date: 16/12/2016

Version No: 2.1.1.1

Print Date: 19/12/2016

Safety Data Sheet according to WHS and ADG requirements

L.GHS.AUS.EN

SECTION 1 IDENTIFICATION OF THE SUBSTANCE / MIXTURE AND OF THE COMPANY / UNDERTAKING

Product Identifier

Product name	flux cored wire, containing nickel and chromium (Cor-8325)
Synonyms	CORODUR 30, CORODUR 200K, CORODUR 240K, CORODUR 250K, CORODUR 280K, CORODUR 310, CORODUR 356, CORODUR 4028, CORODUR 42, CORODUR 4370 OA, CORODUR 440, CORODUR 476; CORODUR 609, CORODUR 812, CORODUR 813, CORODUR 814, CORODUR 816, CORODUR 818, CORODUR 868, CORODUR NCO 290R, CORODUR TS 312
Other means of identification	Not Available

Relevant identified uses of the substance or mixture and uses advised against

Relevant identified uses	Iron-based flux cored wire for industrial purposes For industrial purposes only.
--------------------------	--

Details of the supplier of the safety data sheet

Registered company name	Welding Guns of Australia Pty Ltd
Address	112 Christina Road Villawood NSW 2163 Australia
Telephone	+61 2 9780 4200
Fax	Not Available
Website	Not Available
Email	sales@unimig.com.au

Emergency telephone number


Association / Organisation	Not Available
Emergency telephone numbers	1800 039 008 (24 hours)
Other emergency telephone numbers	+61 3 9573 3112 (24 hours)

SECTION 2 HAZARDS IDENTIFICATION

Classification of the substance or mixture

Poisons Schedule	Not Applicable
Classification [1]	Skin Sensitizer Category 1, Carcinogenicity Category 2, Specific target organ toxicity - repeated exposure Category 1, Acute Aquatic Hazard Category 3
Legend:	1. Classified by Chemwatch; 2. Classification drawn from HSIS ; 3. Classification drawn from EC Directive 1272/2008 - Annex VI

Label elements

GHS label elements	
--------------------	---

SIGNAL WORD DANGER

Continued...

flux cored wire, containing nickel and chromium (Cor-8325)

Hazard statement(s)

H317	May cause an allergic skin reaction.
H351	Suspected of causing cancer.
H372	Causes damage to organs through prolonged or repeated exposure.
H402	Harmful to aquatic life

Precautionary statement(s) Prevention

P201	Obtain special instructions before use.
P260	Do not breathe dust/fume/gas/mist/vapours/spray.
P280	Wear protective gloves/protective clothing/eye protection/face protection.
P281	Use personal protective equipment as required.
P270	Do not eat, drink or smoke when using this product.
P273	Avoid release to the environment.
P272	Contaminated work clothing should not be allowed out of the workplace.

Precautionary statement(s) Response

P308+P313	IF exposed or concerned: Get medical advice/attention.
P363	Wash contaminated clothing before reuse.
P302+P352	IF ON SKIN: Wash with plenty of soap and water.
P314	Get medical advice/attention if you feel unwell.
P333+P313	If skin irritation or rash occurs: Get medical advice/attention.

Precautionary statement(s) Storage

P405	Store locked up.
-------------	------------------

Precautionary statement(s) Disposal

P501	Dispose of contents/container in accordance with local regulations.
-------------	---

SECTION 3 COMPOSITION / INFORMATION ON INGREDIENTS

Substances

See section below for composition of Mixtures

Mixtures

CAS No	%[weight]	Name
		iron-based flux cored wire, containing
7439-89-6	>60	<u>iron</u>
7440-47-3	<25	<u>chromium</u>
7440-02-0	0.3-12	<u>nickel</u>
7439-96-5	0.1-22	<u>manganese</u>
		which upon use produces
Not avail.		<u>welding fumes</u>
		as
1309-37-1.		<u>iron oxide fume</u>
7440-47-3		<u>chromium fume</u>
7440-02-0		<u>nickel fume</u>
7439-96-5.		<u>manganese fume</u>
		action of arc on air may generate
10028-15-6		<u>ozone</u>
Mixture		<u>nitrogen oxides</u>

SECTION 4 FIRST AID MEASURES

flux cored wire, containing nickel and chromium (Cor-8325)

Description of first aid measures

Eye Contact	<p>If this product comes in contact with the eyes:</p> <ul style="list-style-type: none"> ▶ Wash out immediately with fresh running water. ▶ Ensure complete irrigation of the eye by keeping eyelids apart and away from eye and moving the eyelids by occasionally lifting the upper and lower lids. ▶ Seek medical attention without delay; if pain persists or recurs seek medical attention. ▶ Removal of contact lenses after an eye injury should only be undertaken by skilled personnel. ▶ Particulate bodies from welding spatter may be removed carefully. ▶ DO NOT attempt to remove particles attached to or embedded in eye. ▶ Lay victim down, on stretcher if available and pad BOTH eyes, make sure dressing does not press on the injured eye by placing thick pads under dressing, above and below the eye. ▶ Seek urgent medical assistance, or transport to hospital. ▶ For "arc eye", i.e. welding flash or UV light burns to the eye: <ul style="list-style-type: none"> ▶ Place eye pads or light clean dressings over both eyes. ▶ Seek medical assistance. <p>For THERMAL burns:</p> <ul style="list-style-type: none"> ▶ Do NOT remove contact lens ▶ Lay victim down, on stretcher if available and pad BOTH eyes, make sure dressing does not press on the injured eye by placing thick pads under dressing, above and below the eye. ▶ Seek urgent medical assistance, or transport to hospital.
Skin Contact	<p>If skin or hair contact occurs:</p> <ul style="list-style-type: none"> ▶ Flush skin and hair with running water (and soap if available). ▶ Seek medical attention in event of irritation. <p>For thermal burns:</p> <ul style="list-style-type: none"> ▶ Decontaminate area around burn. ▶ Consider the use of cold packs and topical antibiotics. <p>For first-degree burns (affecting top layer of skin)</p> <ul style="list-style-type: none"> ▶ Hold burned skin under cool (not cold) running water or immerse in cool water until pain subsides. ▶ Use compresses if running water is not available. ▶ Cover with sterile non-adhesive bandage or clean cloth. ▶ Do NOT apply butter or ointments; this may cause infection. ▶ Give over-the-counter pain relievers if pain increases or swelling, redness, fever occur. <p>For second-degree burns (affecting top two layers of skin)</p> <ul style="list-style-type: none"> ▶ Cool the burn by immerse in cold running water for 10-15 minutes. ▶ Use compresses if running water is not available. ▶ Do NOT apply ice as this may lower body temperature and cause further damage. ▶ Do NOT break blisters or apply butter or ointments; this may cause infection. ▶ Protect burn by cover loosely with sterile, nonstick bandage and secure in place with gauze or tape. <p>To prevent shock: (unless the person has a head, neck, or leg injury, or it would cause discomfort):</p> <ul style="list-style-type: none"> ▶ Lay the person flat. ▶ Elevate feet about 12 inches. ▶ Elevate burn area above heart level, if possible. ▶ Cover the person with coat or blanket. ▶ Seek medical assistance. <p>For third-degree burns</p> <p>Seek immediate medical or emergency assistance.</p> <p>In the mean time:</p> <ul style="list-style-type: none"> ▶ Protect burn area cover loosely with sterile, nonstick bandage or, for large areas, a sheet or other material that will not leave lint in wound. ▶ Separate burned toes and fingers with dry, sterile dressings. ▶ Do not soak burn in water or apply ointments or butter; this may cause infection. ▶ To prevent shock see above. ▶ For an airway burn, do not place pillow under the person's head when the person is lying down. This can close the airway. ▶ Have a person with a facial burn sit up. ▶ Check pulse and breathing to monitor for shock until emergency help arrives. <p>▶ Generally not applicable.</p>
Inhalation	<ul style="list-style-type: none"> ▶ If fumes or combustion products are inhaled remove from contaminated area. ▶ Lay patient down. Keep warm and rested. ▶ Prostheses such as false teeth, which may block airway, should be removed, where possible, prior to initiating first aid procedures. ▶ Apply artificial respiration if not breathing, preferably with a demand valve resuscitator, bag-valve mask device, or pocket mask as trained. Perform CPR if necessary. ▶ Transport to hospital, or doctor. ▶ Generally not applicable.
Ingestion	<ul style="list-style-type: none"> ▶ Generally not applicable.

Indication of any immediate medical attention and special treatment needed

Copper, magnesium, aluminium, antimony, iron, manganese, nickel, zinc (and their compounds) in welding, brazing, galvanising or smelting operations all

Continued...

flux cored wire, containing nickel and chromium (Cor-8325)

give rise to thermally produced particulates of smaller dimension than may be produced if the metals are divided mechanically. Where insufficient ventilation or respiratory protection is available these particulates may produce "metal fume fever" in workers from an acute or long term exposure.

- ▶ Onset occurs in 4-6 hours generally on the evening following exposure. Tolerance develops in workers but may be lost over the weekend. (Monday Morning Fever)
- ▶ Pulmonary function tests may indicate reduced lung volumes, small airway obstruction and decreased carbon monoxide diffusing capacity but these abnormalities resolve after several months.
- ▶ Although mildly elevated urinary levels of heavy metal may occur they do not correlate with clinical effects.
- ▶ The general approach to treatment is recognition of the disease, supportive care and prevention of exposure.
- ▶ Seriously symptomatic patients should receive chest x-rays, have arterial blood gases determined and be observed for the development of tracheobronchitis and pulmonary edema.

[Ellenhorn and Barceloux: Medical Toxicology]

For acute or short term repeated exposures to iron and its derivatives:

- ▶ Always treat symptoms rather than history.
- ▶ In general, however, toxic doses exceed 20 mg/kg of ingested material (as elemental iron) with lethal doses exceeding 180 mg/kg.
- ▶ Control of iron stores depend on variation in absorption rather than excretion. Absorption occurs through aspiration, ingestion and burned skin.
- ▶ Hepatic damage may progress to failure with hypoprothrombinaemia and hypoglycaemia. Hepatorenal syndrome may occur.
- ▶ Iron intoxication may also result in decreased cardiac output and increased cardiac pooling which subsequently produces hypotension.
- ▶ Serum iron should be analysed in symptomatic patients. Serum iron levels (2-4 hrs post-ingestion) greater than 100 ug/dL indicate poisoning with levels, in excess of 350 ug/dL, being potentially serious. Emesis or lavage (for obtunded patients with no gag reflex) are the usual means of decontamination.
- ▶ Activated charcoal does not effectively bind iron.
- ▶ Catharsis (using sodium sulfate or magnesium sulfate) may only be used if the patient already has diarrhoea.
- ▶ Deferoxamine is a specific chelator of ferric (3+) iron and is currently the antidote of choice. It should be administered parenterally. [Ellenhorn and Barceloux: Medical Toxicology]

SECTION 5 FIREFIGHTING MEASURES

Extinguishing media

- ▶ There is no restriction on the type of extinguisher which may be used.

Special hazards arising from the substrate or mixture

Fire Incompatibility	Welding electrodes should not be allowed to come into contact with strong acids or other substances which are corrosive to metals. Welding arc and metal sparks can ignite combustibles.
-----------------------------	---

Advice for firefighters

Fire Fighting	<ul style="list-style-type: none"> ▶ Alert Fire Brigade and tell them location and nature of hazard. ▶ Wear breathing apparatus plus protective gloves in the event of a fire. ▶ Prevent, by any means available, spillage from entering drains or water courses. ▶ Use fire fighting procedures suitable for surrounding area. ▶ DO NOT approach containers suspected to be hot. ▶ Cool fire exposed containers with water spray from a protected location. ▶ If safe to do so, remove containers from path of fire. ▶ Equipment should be thoroughly decontaminated after use. Slight hazard when exposed to heat, flame and oxidisers.
Fire/Explosion Hazard	<ul style="list-style-type: none"> ▶ Non combustible. ▶ Not considered to be a significant fire risk, however containers may burn. ▶ In a fire may decompose on heating and produce toxic / corrosive fumes.
HAZCHEM	Not Applicable

SECTION 6 ACCIDENTAL RELEASE MEASURES

Personal precautions, protective equipment and emergency procedures

See section 8

Environmental precautions

See section 12

Methods and material for containment and cleaning up

Minor Spills	<ul style="list-style-type: none"> ▶ Clean up all spills immediately. ▶ Secure load if safe to do so. ▶ Bundle/collect recoverable product. ▶ Collect remaining material in containers with covers for disposal.
---------------------	--

flux cored wire, containing nickel and chromium (Cor-8325)

Major Spills

- ▶ Clean up all spills immediately.
- ▶ Wear protective clothing, safety glasses, dust mask, gloves.
- ▶ Secure load if safe to do so. Bundle/collect recoverable product.
- ▶ Use dry clean up procedures and avoid generating dust.
- ▶ Vacuum up (consider explosion-proof machines designed to be grounded during storage and use).
- ▶ Water may be used to prevent dusting.
- ▶ Collect remaining material in containers with covers for disposal.
- ▶ Flush spill area with water.

Personal Protective Equipment advice is contained in Section 8 of the SDS.

SECTION 7 HANDLING AND STORAGE

Precautions for safe handling

Safe handling	<ul style="list-style-type: none"> ▶ Limit all unnecessary personal contact. ▶ Wear protective clothing when risk of exposure occurs. ▶ Use in a well-ventilated area. ▶ Avoid contact with incompatible materials. ▶ When handling, DO NOT eat, drink or smoke. ▶ Keep containers securely sealed when not in use. ▶ Avoid physical damage to containers. ▶ Always wash hands with soap and water after handling. ▶ Work clothes should be laundered separately. ▶ Use good occupational work practice. ▶ Observe manufacturer's storage and handling recommendations contained within this SDS. ▶ Atmosphere should be regularly checked against established exposure standards to ensure safe working conditions are maintained.
Other information	<ul style="list-style-type: none"> ▶ Keep dry. ▶ Store under cover. ▶ Protect containers against physical damage. ▶ Observe manufacturer's storage and handling recommendations contained within this SDS.

Conditions for safe storage, including any incompatibilities

Suitable container	<ul style="list-style-type: none"> ▶ Packaging as recommended by manufacturer. ▶ Check that containers are clearly labelled
Storage incompatibility	<p>Welding electrodes should not be allowed to come into contact with strong acids or other substances which are corrosive to metals.</p> <ul style="list-style-type: none"> ▶ Avoid reaction with oxidising agents

SECTION 8 EXPOSURE CONTROLS / PERSONAL PROTECTION

Control parameters

OCCUPATIONAL EXPOSURE LIMITS (OEL)

INGREDIENT DATA

Source	Ingredient	Material name	TWA	STEL	Peak	Notes
Australia Exposure Standards	iron	Fume (thermally generated) (respirable dust)	2 mg/m3	Not Available	Not Available	Not Available
Australia Exposure Standards	chromium	Chromium (metal)	0.5 mg/m3	Not Available	Not Available	Not Available
Australia Exposure Standards	nickel	Nickel, metal	1 mg/m3	Not Available	Not Available	Sen
Australia Exposure Standards	manganese	Manganese, fume (as Mn)	1 mg/m3	3 mg/m3	Not Available	Not Available
Australia Exposure Standards	welding fumes	Welding fumes (not otherwise classified)	5 mg/m3	Not Available	Not Available	Not Available
Australia Exposure Standards	iron oxide fume	Iron oxide fume (Fe2O3) (as Fe)	5 mg/m3	Not Available	Not Available	Not Available
Australia Exposure Standards	chromium fume	Chromium (metal)	0.5 mg/m3	Not Available	Not Available	Not Available

flux cored wire, containing nickel and chromium (Cor-8325)

Australia Exposure Standards	nickel fume	Nickel, metal	1 mg/m3	Not Available	Not Available	Sen
Australia Exposure Standards	manganese fume	Manganese, fume (as Mn)	1 mg/m3	3 mg/m3	Not Available	Not Available
Australia Exposure Standards	ozone	Ozone	Not Available	Not Available	0.2 mg/m3 / 0.1 ppm	Not Available
Australia Exposure Standards	nitrogen oxides	Nitrous oxide	45 mg/m3 / 25 ppm	Not Available	Not Available	Not Available
Australia Exposure Standards	nitrogen oxides	Nitric oxide	31 mg/m3 / 25 ppm	Not Available	Not Available	Not Available
Australia Exposure Standards	nitrogen oxides	Nitrogen dioxide	5.6 mg/m3 / 3 ppm	9.4 mg/m3 / 5 ppm	Not Available	Not Available

EMERGENCY LIMITS

Ingredient	Material name	TEEL-1	TEEL-2	TEEL-3
iron	Iron	3.2 mg/m3	35 mg/m3	150 mg/m3
chromium	Chromium	1.5 mg/m3	17 mg/m3	99 mg/m3
nickel	Nickel	4.5 mg/m3	50 mg/m3	99 mg/m3
manganese	Manganese	3 mg/m3	5 mg/m3	1,800 mg/m3
iron oxide fume	Iron oxide; (Ferric oxide)	15 mg/m3	360 mg/m3	2,200 mg/m3
chromium fume	Chromium	1.5 mg/m3	17 mg/m3	99 mg/m3
nickel fume	Nickel	4.5 mg/m3	50 mg/m3	99 mg/m3
manganese fume	Manganese	3 mg/m3	5 mg/m3	1,800 mg/m3
ozone	Ozone	0.24 ppm	1 ppm	10 ppm

Ingredient	Original IDLH	Revised IDLH
iron	Not Available	Not Available
chromium	N.E. mg/m3 / N.E. ppm	250 mg/m3
nickel	N.E. mg/m3 / N.E. ppm	10 mg/m3
manganese	N.E. mg/m3 / N.E. ppm	500 mg/m3
welding fumes	Not Available	Not Available
iron oxide fume	N.E. mg/m3 / N.E. ppm	2,500 mg/m3
chromium fume	N.E. mg/m3 / N.E. ppm	250 mg/m3
nickel fume	N.E. mg/m3 / N.E. ppm	10 mg/m3
manganese fume	N.E. mg/m3 / N.E. ppm	500 mg/m3
ozone	10 ppm	5 ppm
nitrogen oxides	Not Available	Not Available

MATERIAL DATA

for welding fume:

In addition to complying with any individual exposure standards for specific contaminants, where current manual welding processes are used, the fume concentration inside the welder's helmet **should not** exceed 5 mg/m3, when collected in accordance with the appropriate standard (AS 3640, for example).

ES* TWA: 5 mg/m3

TLV* TWA: 5 mg/m3, B2 (a substance of variable composition)

OES* TWA: 5 mg/m3

Most welding, even with primitive ventilation, does not produce exposures inside the welding helmet above 5 mg/m3. That which does should be controlled (ACGIH). Inspirable dust concentrations in a worker's breathing zone shall be collected and measured in accordance with AS 3640, for example. Metal content can be analytically determined by OSHA Method ID25 (ICP-AES) after total digestion of filters and dissolution of captured metals. Sampling of the Respirable Dust fraction requires cyclone separator devices (elutriators) and procedures to comply with AS 2985 (for example).

During use the gases nitric oxide, nitrogen peroxide and ozone may be produced by the consumption of the electrode or the action of the welding arc on the atmosphere.

NOTE: Detector tubes for carbon monoxide, measuring in excess of 2 ppm, are commercially available for detection of carbon monoxide.

200 ppm carbon monoxide in air will produce headache, mental dullness and dizziness in a few hours; 600 ppm will produce identical symptoms in less than half an hour and may produce unconsciousness in 1.5 hours; 4000 ppm is fatal in less than an hour.

The TLV-TWA and STEL is recommended to keep blood carboxyhaemoglobin (CoHb) levels below 3.5% in workers so as to prevent adverse neurobehavioural changes and to maintain cardiovascular exercise. Earlier recommendations did not take into account heavy labour, high temperature, high elevations (over 5000 feet above sea level), adverse effects on pregnant workers (i.e. the foetus) and the effects on those with chronic heart and respiratory disease. Workers who smoke frequently have CoHb saturations above 3.5%.

Coburn et al have calculated the time needed to reach 3.5% CoHb at various carbon monoxide exposures.

Carbon Monoxide Concentration (ppm)

Work Load (time in minutes)

Sedentary

Light

Moderate

Continued...

50	191	102	87
75	171	62	53
100	86	46	39
150	58	31	27
200	46	24	21
300	34	18	15
500	24	13	11
1000	18	10	8

Work Load is defined in terms of alveolar ventilation as:

Work Load	Ventilation (l/min)
Sedentary	6
Light	15
Moderate	20

Coburn, R.F.; Foster, R.E.; Kane, P.B.: Considerations of the Physiological Variables that Determine the Carboxyhaemoglobin Concentration in Man. J. Clin Invest. 44(1):1899-1910 (1965)

Odour Safety Factor(OSF)
OSF=0.00025 (CARBON MONOXIDE)

for ozone:

NOTE: Detector tubes for ozone, measuring in excess of 0.05 ppm, are commercially available.

Exposure at 0.2 ppm appears to produce mild acute but not cumulative effects. It is thought that exposures of the order of 0.1 ppm will be tolerated by most workers including asthmatics. Chronic exposure at 0.1 ppm or more can induce significant adverse effects in the lower respiratory tract of both normal and atopic individuals.

Human exposure for 2 hours at an average concentration of 1.5 ppm ozone resulted in a 20% reduction in timed vital capacity of the lung and other effects. Concentrations of ozone in excess of a few tenths ppm cause occasional discomfort to exposed individuals manifest as headache, dryness of the throat and mucous membranes of the eyes and nose following exposures of short duration.

Exposure to ozone during moderate to heavy work loads results in significantly decreased forced vital capacity (FVC) and forced expiratory volume in one second (FEV1) at 0.12 ppm; this is effect is greater at higher concentrations.

Odour Safety Factor(OSF)
OSF=1.1 (OZONE)

For nitric oxide:

Odour Threshold: 0.3 to 1 ppm.

NOTE: Detector tubes for nitrogen oxide, measuring in excess of 10 ppm, are commercially available.

Experimental animal data indicates that nitric oxide is one-fifth as toxic as nitrogen dioxide. The recommended TLV-TWA takes account of this relationship.

Exposure at or below the recommended TLV-TWA is thought to reduce the potential for immediate injury, adverse physiological effects, pulmonary disease (including the risk of increased airway resistance) from prolonged daily exposure

Odour Safety Factor (OSF)
OSF=7.7 (nitric oxide)

Exposure controls

Appropriate engineering controls	<p>Engineering controls are used to remove a hazard or place a barrier between the worker and the hazard. Well-designed engineering controls can be highly effective in protecting workers and will typically be independent of worker interactions to provide this high level of protection.</p> <p>The basic types of engineering controls are:</p> <p>Process controls which involve changing the way a job activity or process is done to reduce the risk.</p> <p>Enclosure and/or isolation of emission source which keeps a selected hazard "physically" away from the worker and ventilation that strategically "adds" and "removes" air in the work environment. Ventilation can remove or dilute an air contaminant if designed properly. The design of a ventilation system must match the particular process and chemical or contaminant in use.</p> <p>Employers may need to use multiple types of controls to prevent employee overexposure.</p> <p>Special ventilation requirements apply for processes which result in the generation of barium, chromium, lead, or nickel fume and in those processes which generate ozone.</p> <p>The use of mechanical ventilation by local exhaust systems is required as a minimum in all circumstances (including outdoor work). (In confined spaces always check that oxygen has not been depleted by excessive rusting of steel or snowflake corrosion of aluminium)</p> <p>Local exhaust systems must be designed to provide a minimum capture velocity at the fume source, away from the worker, of 0.5 metre/sec. Air contaminants generated in the workplace possess varying "escape" velocities which, in turn, determine the "capture velocities" of fresh circulating air required to effectively remove the contaminant.</p>										
	<table border="1" style="width: 100%;"> <tr> <td style="width: 70%;">Type of Contaminant:</td> <td style="width: 30%;">Air Speed:</td> </tr> <tr> <td>welding, brazing fumes (released at relatively low velocity into moderately still air)</td> <td>0.5-1.0 m/s (100-200 f/min.)</td> </tr> </table>	Type of Contaminant:	Air Speed:	welding, brazing fumes (released at relatively low velocity into moderately still air)	0.5-1.0 m/s (100-200 f/min.)						
	Type of Contaminant:	Air Speed:									
	welding, brazing fumes (released at relatively low velocity into moderately still air)	0.5-1.0 m/s (100-200 f/min.)									
	<p>Within each range the appropriate value depends on:</p>										
	<table border="1" style="width: 100%;"> <tr> <td style="width: 50%;">Lower end of the range</td> <td style="width: 50%;">Upper end of the range</td> </tr> <tr> <td>1: Room air currents minimal or favourable to capture</td> <td>1: Disturbing room air currents</td> </tr> <tr> <td>2: Contaminants of low toxicity or of nuisance value only.</td> <td>2: Contaminants of high toxicity</td> </tr> <tr> <td>3: Intermittent, low production.</td> <td>3: High production, heavy use</td> </tr> <tr> <td>4: Large hood or large air mass in motion</td> <td>4: Small hood-local control only</td> </tr> </table>	Lower end of the range	Upper end of the range	1: Room air currents minimal or favourable to capture	1: Disturbing room air currents	2: Contaminants of low toxicity or of nuisance value only.	2: Contaminants of high toxicity	3: Intermittent, low production.	3: High production, heavy use	4: Large hood or large air mass in motion	4: Small hood-local control only
	Lower end of the range	Upper end of the range									
	1: Room air currents minimal or favourable to capture	1: Disturbing room air currents									
	2: Contaminants of low toxicity or of nuisance value only.	2: Contaminants of high toxicity									
	3: Intermittent, low production.	3: High production, heavy use									
4: Large hood or large air mass in motion	4: Small hood-local control only										

flux cored wire, containing nickel and chromium (Cor-8325)

	<p>Simple theory shows that air velocity falls rapidly with distance away from the opening of a simple extraction pipe. Velocity generally decreases with the square of distance from the extraction point (in simple cases). Therefore the air speed at the extraction point should be adjusted, accordingly, after reference to distance from the contaminating source. The air velocity at the extraction fan, for example, should be a minimum of 1-2 m/s (200-400 f/min.) for extraction of welding or brazing fumes generated 2 meters distant from the extraction point. Other mechanical considerations, producing performance deficits within the extraction apparatus, make it essential that theoretical air velocities are multiplied by factors of 10 or more when extraction systems are installed or used.</p> <p>If risk of inhalation or overexposure exists, wear SAA approved respirator or work in fume hood.</p>
Personal protection	
Eye and face protection	<ul style="list-style-type: none"> ▶ Goggles or other suitable eye protection shall be used during all gas welding or oxygen cutting operations. Spectacles without side shields, with suitable filter lenses are permitted for use during gas welding operations on light work, for torch brazing or for inspection. ▶ For most open welding/brazing operations, goggles, even with appropriate filters, will not afford sufficient facial protection for operators. Where possible use welding helmets or handshields corresponding to EN 175, ANSI Z49:12005, AS 1336 and AS 1338 which provide the maximum possible facial protection from flying particles and fragments. [WRIA-WTIA Technical Note 7] ▶ An approved face shield or welding helmet can also have filters for optical radiation protection, and offer additional protection against debris and sparks. ▶ UV blocking protective spectacles with side shields or welding goggles are considered primary protection, with the face shield or welding helmet considered secondary protection. ▶ The optical filter in welding goggles, face mask or helmet must be a type which is suitable for the sort of work being done. A filter suitable for gas welding, for instance, should not be used for arc welding. ▶ Face masks which are self dimming are available for arc welding, MIG, TIG and plasma cutting, and allow better vision before the arc is struck and after it is extinguished. <p>For submerged arc welding use a lens shade which gives just sufficient arc brightness to allow weld pool control.</p>
Skin protection	See Hand protection below
Hands/feet protection	<ul style="list-style-type: none"> ▶ Welding gloves conforming to Standards such as EN 12477:2001, ANSI Z49.1, AS/NZS 2161:2008 produced from leather, rubber, treated cotton, or aluminised ▶ These gloves protect against mechanical risk caused by abrasion, blade cut, tear and puncture ▶ Other gloves which protect against thermal risks (heat and fire) might also be considered - these comply with different standards to those mentioned above. ▶ One pair of gloves may not be suitable for all processes. For example, gloves that are suitable for low current Gas Tungsten Arc Welding (GTAW) (thin and flexible) would not be proper for high-current Air Carbon Arc Cutting (CAC-A) (insulated, tough, and durable) <p>▶ Protective gloves eg. Leather gloves or gloves with Leather facing</p>
Body protection	See Other protection below
Other protection	Before starting; consider that protection should be provided for all personnel within 10 metres of any open arc welding operation. Welding sites must be adequately shielded with screens of non flammable materials. Screens should permit ventilation at floor and ceiling levels.
Thermal hazards	Not Available

Respiratory protection**Type NO Filter of sufficient capacity. (AS/NZS 1716 & 1715, EN 143:2000 & 149:2001, ANSI Z88 or national equivalent)**

Where the concentration of gas/particulates in the breathing zone, approaches or exceeds the "Exposure Standard" (or ES), respiratory protection is required.

Degree of protection varies with both face-piece and Class of filter; the nature of protection varies with Type of filter.

Required Minimum Protection Factor	Half-Face Respirator	Full-Face Respirator	Powered Air Respirator
up to 10 x ES	NO-AUS	-	NO-PAPR-AUS / Class 1
up to 50 x ES	-	NO-AUS / Class 1	-
up to 100 x ES	-	NO-2	NO-PAPR-2 ^

^ - Full-face

A(All classes) = Organic vapours, B AUS or B1 = Acid gasses, B2 = Acid gas or hydrogen cyanide(HCN), B3 = Acid gas or hydrogen cyanide(HCN), E = Sulfur dioxide(SO₂), G = Agricultural chemicals, K = Ammonia(NH₃), Hg = Mercury, NO = Oxides of nitrogen, MB = Methyl bromide, AX = Low boiling point organic compounds(below 65 degC)

Welding of powder coated metal requires good general area ventilation, and ventilated mask as local heat causes minor coating decomposition releasing highly discomforting fume which may be harmful if exposure is regular.

Welding or flame cutting of metals with chromate pigmented primers or coatings may result in inhalation of highly toxic chromate fumes. Exposures may be significant in enclosed or poorly ventilated areas

flux cored wire, containing nickel and chromium (Cor-8325)

SECTION 9 PHYSICAL AND CHEMICAL PROPERTIES

Information on basic physical and chemical properties

Appearance	Grey odourless cored wire; insoluble in water.		
Physical state	Manufactured	Relative density (Water = 1)	2-6
Odour	Not Available	Partition coefficient n-octanol / water	Not Available
Odour threshold	Not Available	Auto-ignition temperature (°C)	Not Applicable
pH (as supplied)	Not Applicable	Decomposition temperature	Not Available
Melting point / freezing point (°C)	1010 approx.	Viscosity (cSt)	Not Applicable
Initial boiling point and boiling range (°C)	>2900	Molecular weight (g/mol)	Not Applicable
Flash point (°C)	Not Applicable	Taste	Not Available
Evaporation rate	Not Applicable	Explosive properties	Not Available
Flammability	Not Applicable	Oxidising properties	Not Available
Upper Explosive Limit (%)	Not Available	Surface Tension (dyn/cm or mN/m)	Not Applicable
Lower Explosive Limit (%)	Not Available	Volatile Component (%vol)	Not Applicable
Vapour pressure (kPa)	Negligible	Gas group	Not Available
Solubility in water (g/L)	Immiscible	pH as a solution (1%)	Not Applicable
Vapour density (Air = 1)	Not Applicable	VOC g/L	Not Applicable

SECTION 10 STABILITY AND REACTIVITY

Reactivity	See section 7
Chemical stability	<ul style="list-style-type: none"> ▶ Unstable in the presence of incompatible materials. ▶ Product is considered stable. ▶ Hazardous polymerisation will not occur.
Possibility of hazardous reactions	See section 7
Conditions to avoid	See section 7
Incompatible materials	See section 7
Hazardous decomposition products	See section 5

SECTION 11 TOXICOLOGICAL INFORMATION

Information on toxicological effects

Inhaled	<p>Inhalation of vapours or aerosols (mists, fumes), generated by the material during the course of normal handling, may be damaging to the health of the individual.</p> <p>Limited evidence or practical experience suggests that the material may produce irritation of the respiratory system, in a significant number of individuals, following inhalation. In contrast to most organs, the lung is able to respond to a chemical insult by first removing or neutralising the irritant and then repairing the damage. The repair process, which initially evolved to protect mammalian lungs from foreign matter and antigens, may however, produce further lung damage resulting in the impairment of gas exchange, the primary function of the lungs. Respiratory tract irritation often results in an inflammatory response involving the recruitment and activation of many cell types, mainly derived from the vascular system.</p> <p>Fumes evolved during welding operations may be irritating to the upper-respiratory tract and may be harmful if inhaled.</p> <p>Inhalation of freshly formed metal oxide particles sized below 1.5 microns and generally between 0.02 to 0.05 microns may result in "metal fume fever". Symptoms may be delayed for up to 12 hours and begin with the sudden onset of thirst, and a sweet, metallic or foul taste in the mouth. Other symptoms include upper respiratory tract irritation accompanied by coughing</p>
----------------	--

Continued...

flux cored wire, containing nickel and chromium (Cor-8325)

	<p>and a dryness of the mucous membranes, lassitude and a generalised feeling of malaise. Mild to severe headache, nausea, occasional vomiting, fever or chills, exaggerated mental activity, profuse sweating, diarrhoea, excessive urination and prostration may also occur. Tolerance to the fumes develops rapidly, but is quickly lost. All symptoms usually subside within 24-36 hours following removal from exposure.</p>
Ingestion	<p>The material has NOT been classified by EC Directives or other classification systems as "harmful by ingestion". This is because of the lack of corroborating animal or human evidence. The material may still be damaging to the health of the individual, following ingestion, especially where pre-existing organ (e.g liver, kidney) damage is evident. Present definitions of harmful or toxic substances are generally based on doses producing mortality rather than those producing morbidity (disease, ill-health). Gastrointestinal tract discomfort may produce nausea and vomiting. In an occupational setting however, ingestion of insignificant quantities is not thought to be cause for concern.</p>
Skin Contact	<p>The material is not thought to produce adverse health effects or skin irritation following contact (as classified by EC Directives using animal models). Nevertheless, good hygiene practice requires that exposure be kept to a minimum and that suitable gloves be used in an occupational setting.</p> <p>Ultraviolet radiation (UV) is generated by the electric arc in the welding process. Skin exposure to UV can result in severe burns, in many cases without prior warning.</p> <p>Exposure to infrared radiation (IR), produced by the electric arc and other flame cutting equipment may heat the skin surface and the tissues immediately below the surface. Except for this effect, which can progress to thermal burns in some situations, infrared radiation is not dangerous to welders. Most welders protect themselves from IR (and UV) with a welder's helmet (or glasses) and protective clothing.</p> <p>Irritation and skin reactions are possible with sensitive skin</p> <p>Chrome fume, as the chrome VI oxide, is corrosive to the skin and may aggravate pre-existing skin conditions such as dermatitis and eczema. As a potential skin sensitiser, the fume may cause dermatoses to appear suddenly and without warning. Absorption of chrome VI compounds through the skin can cause systemic poisoning effecting the kidneys and liver. Open cuts, abraded or irritated skin should not be exposed to this material</p> <p>Entry into the blood-stream through, for example, cuts, abrasions, puncture wounds or lesions, may produce systemic injury with harmful effects. Examine the skin prior to the use of the material and ensure that any external damage is suitably protected.</p>
Eye	<p>Limited evidence exists, or practical experience suggests, that the material may cause eye irritation in a substantial number of individuals and/or is expected to produce significant ocular lesions which are present twenty-four hours or more after instillation into the eye(s) of experimental animals. Repeated or prolonged eye contact may cause inflammation characterised by temporary redness (similar to windburn) of the conjunctiva (conjunctivitis); temporary impairment of vision and/or other transient eye damage/ulceration may occur.</p> <p>Ultraviolet (UV) radiation can also damage the lens of the eye. Many arc welders are aware of the condition known as "arc-eye," a sensation of sand in the eyes. This condition is caused by excessive eye exposure to UV. Exposure to ultraviolet rays may also increase the skin effects of some industrial chemicals (coal tar and cresol compounds, for example).</p> <p>Exposure of the human eye to intense visible light can produce adaptation, pupillary reflex, and shading of the eyes. Such actions are protective mechanisms to prevent excessive light from being focused on the retina. In the arc welding process, eye exposure to intense visible light is prevented for the most part by the welder's helmet. However, some individuals have sustained retinal damage due to careless "viewing" of the arc. At no time should the arc be observed without eye protection. Contact with the eye, by metal dusts, may produce mechanical abrasion or foreign body penetration of the eyeball. Iron particles embedded in the eye may produce a condition known as ocular siderosis; effects include discolouration of the cornea and iris and pupillary effects such as poor reaction to light and accommodation. Particles entering the lens may produce cataracts. A rare consequence of ocular siderosis is glaucoma.</p>
Chronic	<p>On the basis, primarily, of animal experiments, concern has been expressed that the material may produce carcinogenic or mutagenic effects; in respect of the available information, however, there presently exists inadequate data for making a satisfactory assessment.</p> <p>Practical experience shows that skin contact with the material is capable either of inducing a sensitisation reaction in a substantial number of individuals, and/or of producing a positive response in experimental animals.</p> <p>Serious damage (clear functional disturbance or morphological change which may have toxicological significance) is likely to be caused by repeated or prolonged exposure. As a rule the material produces, or contains a substance which produces severe lesions. Such damage may become apparent following direct application in subchronic (90 day) toxicity studies or following sub-acute (28 day) or chronic (two-year) toxicity tests.</p> <p>Toxic: danger of serious damage to health by prolonged exposure through inhalation.</p> <p>Limited evidence suggests that repeated or long-term occupational exposure may produce cumulative health effects involving organs or biochemical systems.</p> <p>Limited evidence shows that inhalation of the material is capable of inducing a sensitisation reaction in a significant number of individuals at a greater frequency than would be expected from the response of a normal population.</p> <p>Pulmonary sensitisation, resulting in hyperactive airway dysfunction and pulmonary allergy may be accompanied by fatigue, malaise and aching. Significant symptoms of exposure may persist for extended periods, even after exposure ceases. Symptoms can be activated by a variety of nonspecific environmental stimuli such as automobile exhaust, perfumes and passive smoking.</p> <p>Principal route of exposure is inhalation of welding fumes from electrodes and workpiece. Reaction products arising from electrode core and flux appear as welding fume depending on welding conditions, relative volatilities of metal oxides and any coatings on the workpiece. Studies of lung cancer among welders indicate that they may experience a 30-40% increased risk compared to the general population. Since smoking and exposure to other cancer-causing agents, such as asbestos fibre, may influence these results, it is not clear whether welding, in fact, represents a significant lung cancer risk. Whilst mild steel welding represents little risk, the stainless steel welder, exposed to chromium and nickel fume, may be at risk and it is this</p>

flux cored wire, containing nickel and chromium (Cor-8325)

factor which may account for the overall increase in lung cancer incidence among welders. Cold isolated electrodes are relatively harmless.

Chromium(III) is considered an essential trace nutrient serving as a component of the "glucose tolerance factor" and a cofactor for insulin action. High concentrations of chromium are also found in RNA. Trivalent chromium is the most common form found in nature.

Chronic inhalation of trivalent chromium compounds produces irritation of the bronchus and lungs, dystrophic changes to the liver and kidney, pulmonary oedema, and adverse effects on macrophages. Intratracheal administration of chromium(III) oxide, in rats, increased the incidence of sarcomas, and tumors and reticulum cell sarcomas of the lung. There is inadequate evidence of carcinogenicity of chromium(III) compounds in experimental animals and humans (IARC).

Chronic exposure to hexavalent chromium compounds reportedly produces skin, eye and respiratory tract irritation, yellowing of the eyes and skin, allergic skin and respiratory reactions, diminished sense of smell and taste, blood disorders, liver and kidney damage, digestive disorders and lung damage. There is sufficient evidence of carcinogenicity of chromium(VI) compounds in experimental animals and humans to confirm these as Class 1 carcinogens (IARC).

Exposure to chromium during chrome production and in the chrome pigment industry is associated with cancer of the respiratory tract. A slight increase in gastrointestinal cancer following exposure to chromium compounds has also been reported. The greatest risk is attributed to exposure to acid-soluble, water-insoluble hexavalent chromium which occurs in roasting and refining processes. Animal studies support the idea that the most potent carcinogenic compounds are the slightly soluble hexavalent compounds. The cells are more active in the uptake of the hexavalent forms compared to trivalent forms and this may explain the difference in occupational effect. It is the trivalent form, however, which is metabolically active and binds with nucleic acid within the cell suggesting that chromium mutagenesis first requires biotransformation of the hexavalent form by reduction.

Hexavalent chromes produce chronic ulceration of skin surfaces (quite independent of other hypersensitivity reactions exhibited by the skin). Water-soluble chromium(VI) compounds come close to the top of any published "hit list" of contact allergens (eczematogens) producing positive results in 4 to 10% of tested individuals. On the other hand only chromium(III) compounds can bind to high molecular weight carriers such as proteins to form a complete allergen (such as a hapten). Chromium(VI) compounds cannot. It is assumed that reduction must take place for such compounds to manifest any contact sensitivity. The apparent contradiction that chromium(VI) salts cause allergies to chromium(III) compounds but that allergy to chromium(III) compounds is difficult to demonstrate is accounted for by the different solubilities and skin penetration of these compounds. Water-soluble chromium(VI) salts penetrate the horny layer of the skin more readily than chromium(III) compounds which are bound by cross-linking in the horny layer ("tanning", as for leather) and therefore do not reach the cells involved in antigen processing.

Metal oxides generated by industrial processes such as welding, give rise to a number of potential health problems. Particles smaller than 5 micron (respirables) articles may cause lung deterioration. Particles of less than 1.5 micron can be trapped in the lungs and, dependent on the nature of the particle, may give rise to further serious health consequences.

Exposure to fume containing high concentrations of water-soluble chromium (VI) during the welding of stainless steels in confined spaces has been reported to result in chronic chrome intoxication, dermatitis and asthma. Certain insoluble chromium (VI) compounds have been named as carcinogens (by the ACGIH) in other work environments. Chromium may also appear in welding fumes as Cr₂O₃ or double oxides with iron. These chromium (III) compounds are generally biologically inert.

Welding fume with high levels of ferrous materials may lead to particle deposition in the lungs (siderosis) after long exposure. This clears up when exposure stops. Chronic exposure to iron dusts may lead to eye disorders.

Silica and silicates in welding fumes are non-crystalline and believed to be non-harmful.

Other welding process exposures can arise from radiant energy UV flash burns, thermal burns or electric shock

The welding arc emits ultraviolet radiation at wavelengths that have the potential to produce skin tumours in animals and in over-exposed individuals, however, no confirmatory studies of this effect in welders have been reported.

There is sufficient evidence to provide a strong presumption that human exposure to the material may result in developmental toxicity, generally on the basis of:

- clear results in appropriate animal studies where effects have been observed in the absence of marked maternal toxicity, or at around the same dose levels as other toxic effects but which are not secondary non-specific consequences of the other toxic effects.

Chronic excessive iron exposure has been associated with haemosiderosis and consequent possible damage to the liver and pancreas. Haemosiderin is a golden-brown insoluble protein produced by phagocytic digestion of haematin (an iron-based pigment). Haemosiderin is found in most tissues, especially in the liver, in the form of granules. Other sites of haemosiderin deposition include the pancreas and skin. A related condition, haemochromatosis, which involves a disorder of metabolism of these deposits, may produce cirrhosis of the liver, diabetes, and bronze pigmentation of the skin - heart failure may eventually occur.

Such exposure may also produce conjunctivitis, choroiditis, retinitis (both inflammatory conditions involving the eye) and siderosis of tissues if iron remains in these tissues. Siderosis is a form of pneumoconiosis produced by iron dusts. Siderosis also includes discoloration of organs, excess circulating iron and degeneration of the retina, lens and uvea as a result of the deposition of intraocular iron. Siderosis might also involve the lungs - involvement rarely develops before ten years of regular exposure. Often there is an accompanying inflammatory reaction of the bronchi. Permanent scarring of the lungs does not normally occur.

High levels of iron may raise the risk of cancer. This concern stems from the theory that iron causes oxidative damage to tissues and organs by generating highly reactive chemicals, called free radicals, which subsequently react with DNA. Cells may be disrupted and may become cancerous. People whose genetic disposition prevents them from keeping tight control over iron (e.g. those with the inherited disorder, haemochromatosis) may be at increased risk.

Iron overload in men may lead to diabetes, arthritis, liver cancer, heart irregularities and problems with other organs as iron builds up.

[K. Schmidt, New Scientist, No. 1919 pp.11-12, 2nd April, 1994]

flux cored wire, containing nickel and chromium (Cor-8325)

flux cored wire, containing nickel and chromium (Cor-8325)	TOXICITY	IRRITATION
	Not Available	Not Available
iron	TOXICITY	IRRITATION
	Oral (rat) LD50: 7500 mg/kg ^[1]	Not Available
chromium	TOXICITY	IRRITATION
	Not Available	Not Available
nickel	TOXICITY	IRRITATION
	Oral (rat) LD50: 5000 mg/kg ^[2]	Not Available
manganese	TOXICITY	IRRITATION
	Oral (rat) LD50: >2000 mg/kg ^[1]	Eye (rabbit): 500 mg/24h - mild Skin (rabbit): 500 mg/24h - mild
welding fumes	TOXICITY	IRRITATION
	Not Available	Not Available
iron oxide fume	TOXICITY	IRRITATION
	Oral (rat) LD50: >5000 mg/kg ^[1]	Not Available
chromium fume	TOXICITY	IRRITATION
	Not Available	Not Available
nickel fume	TOXICITY	IRRITATION
	Oral (rat) LD50: 5000 mg/kg ^[2]	Not Available
manganese fume	TOXICITY	IRRITATION
	Oral (rat) LD50: >2000 mg/kg ^[1]	Eye (rabbit) 500mg/24H Mild Skin (rabbit) 500mg/24H Mild
ozone	TOXICITY	IRRITATION
	Inhalation (rat) LC50: 0.001 mg/L/44hr ^[2] Inhalation (rat) LC50: 4.8 ppm/4hr ^[2]	Not Available
nitrogen oxides	TOXICITY	IRRITATION
	Not Available	Not Available
Legend:	1. Value obtained from Europe ECHA Registered Substances - Acute toxicity 2.* Value obtained from manufacturer's SDS. Unless otherwise specified data extracted from RTECS - Register of Toxic Effect of chemical Substances	

CHROMIUM	Tenth Annual Report on Carcinogens: Substance known to be Carcinogenic [National Toxicology Program: U.S. Dep. of Health and Human Services 2002] Gastrointestinal tumours, lymphoma, musculoskeletal tumours and tumours at site of application recorded.
NICKEL	Oral (rat) TDLo: 500 mg/kg/5D-I Inhalation (rat) TCLo: 0.1 mg/m ³ /24H/17W-C
MANGANESE	The material may be irritating to the eye, with prolonged contact causing inflammation. Repeated or prolonged exposure to irritants may produce conjunctivitis. The material may cause skin irritation after prolonged or repeated exposure and may produce a contact dermatitis (nonallergic). This form of dermatitis is often characterised by skin redness (erythema) and swelling epidermis. Histologically there may be intercellular oedema of the spongy layer (spongiosis) and intracellular oedema of the epidermis.
WELDING FUMES	Not available. Refer to individual constituents.
OZONE	NOTE: Ozone aggravates chronic obstructive pulmonary diseases. Ozone is suspected also of increasing the risk of acute and chronic respiratory disease, mutagenesis and foetotoxicity. In animals short-term exposure to ambient concentrations of less than 1 ppm results in reduced capacity to kill intrapulmonary organisms and allows purulent bacteria to proliferate [Ellenhorn etal].
nitrogen oxides	Data for nitrogen dioxide: Substance has been investigated as a mutagen and reproductive effector. NOTE: Interstitial edema, epithelial proliferation and, in high concentrations, fibrosis and emphysema develop after repeated exposure.

flux cored wire, containing nickel and chromium (Cor-8325)




<p>flux cored wire, containing nickel and chromium (Cor-8325) & CHROMIUM & CHROMIUM FUME</p>	<p>For chrome(III) and other valence states (except hexavalent): For inhalation exposure, all trivalent and other chromium compounds are treated as particulates, not gases. The mechanisms of chromium toxicity are very complex, and although many studies on chromium are available, there is a great deal of uncertainty about how chromium exerts its toxic influence. Much more is known about the mechanisms of hexavalent chromium toxicity than trivalent chromium toxicity. There is an abundance of information available on the carcinogenic potential of chromium compounds and on the genotoxicity and mutagenicity of chromium compounds in experimental systems. The consensus from various reviews and agencies is that evidence of carcinogenicity of elemental, divalent, or trivalent chromium compounds is lacking. Epidemiological studies of workers in a number of industries (chromate production, chromate pigment production and use, and chrome plating) conclude that while occupational exposure to hexavalent chromium compounds is associated with an increased risk of respiratory system cancers (primarily bronchogenic and nasal), results from occupational exposure studies to mixtures that were mainly elemental and trivalent (ferrochromium alloy worker) were inconclusive. Studies in leather tanners, who were exposed to trivalent chromium were consistently negative. In addition to the lack of direct evidence of carcinogenicity of trivalent or elemental chromium and its compounds, the genotoxic evidence is overwhelmingly negative. The lesser potency of trivalent chromium relative to hexavalent chromium is likely related to the higher redox potential of hexavalent chromium and its greater ability to enter cells. The general inability of trivalent chromium to traverse membranes and thus be absorbed or reach peripheral tissue in significant amounts is generally accepted as a probable explanation for the overall absence of systemic trivalent chromium toxicity. Elemental and divalent forms of chromium are not able to traverse membranes readily either. This is not to say that elemental, divalent, or trivalent chromium compounds cannot traverse membranes and reach peripheral tissue, the mechanism of absorption is simply less efficient in comparison to absorption of hexavalent chromium compounds. Hexavalent chromium compounds exist as tetrahedral chromate anions, resembling the forms of other natural anions like sulfate and phosphate which are permeable across nonselective membranes. Trivalent chromium forms octahedral complexes which cannot easily enter through these channels, instead being absorbed via passive diffusion and phagocytosis. Although trivalent chromium is less well absorbed than hexavalent chromium, workers exposed to trivalent compounds have had detectable levels of chromium in the urine at the end of a workday. Absorbed chromium is widely distributed throughout the body via the bloodstream, and can reach the foetus. Although there is ample in vivo evidence that hexavalent chromium is efficiently reduced to trivalent chromium in the gastrointestinal tract and can be reduced to the trivalent form by ascorbate and glutathione in the lungs, there is no evidence that trivalent chromium is converted to hexavalent chromium in biological systems. In general, trivalent chromium compounds are cleared rapidly from the blood and more slowly from the tissues. Although not fully characterized, the biologically active trivalent chromium molecule appears to be chromodulin, also referred to as (GTF). Chromodulin is an oligopeptide complex containing four chromic ions. Chromodulin may facilitate interactions of insulin with its receptor site, influencing protein, glucose, and lipid metabolism. Inorganic trivalent chromium compounds, which do not appear to have insulin-potentiating properties, are capable of being converted into biologically active forms by humans and animals Chromium can be a potent sensitiser in a small minority of humans, both from dermal and inhalation exposures. The most sensitive endpoint identified in animal studies of acute exposure to trivalent chromium appears to involve the respiratory system. Specifically, acute exposure to trivalent chromium is associated with impaired lung function and lung damage. Based on what is known about absorption of chromium in the human body, its potential mechanism of action in cells, and occupational data indicating that valence states other than hexavalent exhibit a relative lack of toxicity the toxicity of elemental and divalent chromium compounds is expected to be similar to or less than common trivalent forms.</p>
<p>flux cored wire, containing nickel and chromium (Cor-8325) & CHROMIUM & CHROMIUM FUME</p>	<p>No significant acute toxicological data identified in literature search.</p>
<p>flux cored wire, containing nickel and chromium (Cor-8325) & NICKEL & WELDING FUMES & NICKEL FUME</p>	<p>WARNING: This substance has been classified by the IARC as Group 2B: Possibly Carcinogenic to Humans.</p>
<p>flux cored wire, containing nickel and chromium (Cor-8325) & WELDING FUMES</p>	<p>Most welding is performed using electric arc processes - manual metal arc, metal inert gas (MIG) and tungsten inert gas welding (TIG) – and most welding is on mild steel. There has been considerable evidence over several decades regarding cancer risks in relation to welding activities. Several case-control studies reported excess risks of ocular melanoma in welders. This association may be due to the presence in some welding environments of fumes of thorium-232, which is used in tungsten welding rods. Different welding environments may present different and complex profiles of exposures. In one study to characterise welding fume aerosol nanoparticles in mild steel metal active gas welding showed a mass median diameter (MMMD) of 200-300 nm. A widespread consensus seems to have formed to the effect that some welding environments, notably in stainless steel welding, do carry risks of lung cancer. This widespread consensus is in part based on empirical evidence regarding risks among stainless steel welders and in part on the fact that stainless steel welding entails moderately high exposure to nickel and chromium VI compounds, which are recognised lung carcinogens. The corollary is that welding without the presence of nickel and chromium VI compounds, namely mild-steel welding, should not carry risk. But it appears that this line of reasoning is not supported by the accumulated body of epidemiologic evidence. While there remained some uncertainty about possible confounding by smoking and by asbestos, and some possible publication bias, the overwhelming evidence is that there has been an excess risk of lung cancer among welders as a whole in the order of 20%-40%. The most begudging explanation is that there is an as-yet unexplained common reason for excess lung cancer risks that applies to all types of welders. It has been have proposed that iron fumes may play such a role, and some Finnish data appear to support this hypothesis, though not conclusively. This hypothesis would also imply that excess lung cancer risks among welders are</p>

flux cored wire, containing nickel and chromium (Cor-8325)

	<p>not unique to welders, but rather may be shared among many types of metal working occupations. Welders are exposed to a range of fumes and gases (evaporated metal, metal oxides, hydrocarbons, nanoparticles, ozone, oxides of nitrogen (NOx)) depending on the electrodes, filler wire and flux materials used in the process, but also physical exposures such as electric and magnetic fields (EMF) and ultraviolet (UV) radiation. Fume particles contain a wide variety of oxides and salts of metals and other compounds, which are produced mainly from electrodes, filler wire and flux materials. Fumes from the welding of stainless-steel and other alloys contain nickel compounds and chromium[VI] and [III]. Ozone is formed during most electric arc welding, and exposures can be high in comparison to the exposure limit, particularly during metal inert gas welding of aluminium. Oxides of nitrogen are found during manual metal arc welding and particularly during gas welding. Welders who weld painted mild steel can also be exposed to a range of organic compounds produced by pyrolysis.</p> <p>In one study particle elemental composition was mainly iron and manganese. Ni and Cr exposures were very low in the vicinity of mild steel welders, but much higher in the background in the workshop where there presumably was some stainless steel welding.</p> <p>Personal exposures to manganese ranged from 0.01-4.93 mg/m3 and to iron ranged from 0.04-16.29 mg/m3 in eight Canadian welding companies. Types of welding identified were mostly (90%) MIG mild steel, MIG stainless steel, and TIG aluminium. Carbon monoxide levels were less than 5.0 ppm (at source) and ozone levels varied from 0.4-0.6 ppm (at source). Welders, especially in shipyards, may also be exposed to asbestos dust. Physical exposures such as electric and magnetic fields (EMF) and ultraviolet (UV) radiation are also common.</p> <p>In all, the in vivo studies suggest that different welding fumes cause varied responses in rat lungs in vivo , and the toxic effects typically correlate with the metal composition of the fumes and their ability to produce free radicals. In many studies both soluble and insoluble fractions of the stainless steel welding fumes were required to produce most types of effects, indicating that the responses are not dependent exclusively on the soluble metals.</p> <p>Lung tumourigenicity of welding fumes was investigated in lung tumour susceptible (A/J) strain of mice. Male mice were exposed by pharyngeal aspiration four times (once every 3 days) to 85 ug of gas metal arc-mild steel (GMA-MS), GMA-SS, or manual metal arc-SS (MMA-SS) fume. At 48 weeks post-exposure, GMA-SS caused the greatest increase in tumour multiplicity and incidence, but did not differ from sham exposure. Tumour incidence in the GMA-SS group versus sham control was close to significance at 78 weeks post exposure. Histopathological analysis of the lungs of these mice showed the GMA-SS group having an increase in preneoplasia/tumour multiplicity and incidence compared to the GMA-MS and sham groups at 48 weeks. The increase in incidence in the GMA-SS exposed mice was significant compared to the GMA-MS group but not to the sham-exposed animals, and the difference in incidence between the GMA-SS and MMA-SS groups was of border-line significance (p = 0.06). At 78 week s post-exposure, no statistically significant differences.</p> <p>A significantly higher frequency of micronuclei in peripheral blood lymphocytes (binucleated cell assay) and higher mean levels of both centromere-positive and centromere-negative micronuclei was observed in welders (n=27) who worked without protective device compared to controls (n=30).The rate of micronucleated cells did not correlate with the duration of exposure.</p>
<p>CHROMIUM & CHROMIUM FUME</p>	<p>The substance is classified by IARC as Group 3: NOT classifiable as to its carcinogenicity to humans. Evidence of carcinogenicity may be inadequate or limited in animal testing.</p>
<p>NICKEL & NICKEL FUME</p>	<p>The following information refers to contact allergens as a group and may not be specific to this product. Contact allergies quickly manifest themselves as contact eczema, more rarely as urticaria or Quincke's oedema. The pathogenesis of contact eczema involves a cell-mediated (T lymphocytes) immune reaction of the delayed type. Other allergic skin reactions, e.g. contact urticaria, involve antibody-mediated immune reactions. The significance of the contact allergen is not simply determined by its sensitisation potential: the distribution of the substance and the opportunities for contact with it are equally important. A weakly sensitising substance which is widely distributed can be a more important allergen than one with stronger sensitising potential with which few individuals come into contact. From a clinical point of view, substances are noteworthy if they produce an allergic test reaction in more than 1% of the persons tested.</p>
<p>NICKEL & NICKEL FUME</p>	<p>Tenth Annual Report on Carcinogens: Substance anticipated to be Carcinogen <i>[National Toxicology Program: U.S. Dep. of Health & Human Services 2002]</i></p>
<p>OZONE & nitrogen oxides</p>	<p>Asthma-like symptoms may continue for months or even years after exposure to the material ceases. This may be due to a non-allergenic condition known as reactive airways dysfunction syndrome (RADS) which can occur following exposure to high levels of highly irritating compound. Key criteria for the diagnosis of RADS include the absence of preceding respiratory disease, in a non-atopic individual, with abrupt onset of persistent asthma-like symptoms within minutes to hours of a documented exposure to the irritant. A reversible airflow pattern, on spirometry, with the presence of moderate to severe bronchial hyperreactivity on methacholine challenge testing and the lack of minimal lymphocytic inflammation, without eosinophilia, have also been included in the criteria for diagnosis of RADS. RADS (or asthma) following an irritating inhalation is an infrequent disorder with rates related to the concentration of and duration of exposure to the irritating substance. Industrial bronchitis, on the other hand, is a disorder that occurs as result of exposure due to high concentrations of irritating substance (often particulate in nature) and is completely reversible after exposure ceases. The disorder is characterised by dyspnea, cough and mucus production.</p>

<p>Acute Toxicity</p>	<p>☐</p>	<p>Carcinogenicity</p>	<p>✓</p>
<p>Skin Irritation/Corrosion</p>	<p>☐</p>	<p>Reproductivity</p>	<p>☐</p>
<p>Serious Eye Damage/Irritation</p>	<p>☐</p>	<p>STOT - Single Exposure</p>	<p>☐</p>
<p>Respiratory or Skin sensitisation</p>	<p>✓</p>	<p>STOT - Repeated Exposure</p>	<p>✓</p>
<p>Mutagenicity</p>	<p>☐</p>	<p>Aspiration Hazard</p>	<p>☐</p>

flux cored wire, containing nickel and chromium (Cor-8325)

Legend:  - Data available but does not meet the criteria for classification
 - Data required to make classification available
 - Data Not Available to make classification

SECTION 12 ECOLOGICAL INFORMATION

Toxicity

Ingredient	Endpoint	Test Duration (hr)	Species	Value	Source
iron	LC50	96	Fish	0.05mg/L	2
iron	EC50	96	Algae or other aquatic plants	3.7mg/L	4
iron	BCF	24	Crustacea	0.000002mg/L	4
iron	EC50	504	Crustacea	4.49mg/L	2
iron	NOEC	504	Fish	0.52mg/L	2
chromium	LC50	96	Fish	13.9mg/L	4
chromium	EC50	48	Crustacea	0.0225mg/L	5
chromium	EC50	72	Algae or other aquatic plants	0.104mg/L	4
chromium	BCF	1440	Algae or other aquatic plants	0.0495mg/L	4
chromium	EC50	48	Crustacea	0.0245mg/L	5
chromium	NOEC	672	Fish	0.00019mg/L	4
nickel	LC50	96	Fish	0.0000475mg/L	4
nickel	EC50	48	Crustacea	0.013mg/L	5
nickel	EC50	72	Algae or other aquatic plants	0.0407mg/L	2
nickel	BCF	1440	Algae or other aquatic plants	0.47mg/L	4
nickel	EC50	720	Crustacea	0.0062mg/L	2
nickel	NOEC	72	Algae or other aquatic plants	0.0035mg/L	2
manganese	LC50	96	Fish	>3.6mg/L	2
manganese	EC50	48	Crustacea	>1.6mg/L	2
manganese	EC50	72	Algae or other aquatic plants	2.8mg/L	2
manganese	BCFD	37	Algae or other aquatic plants	2.2mg/L	4
manganese	EC50	72	Algae or other aquatic plants	4.5mg/L	2
manganese	NOEC	48	Crustacea	1.6mg/L	2
iron oxide fume	LC50	96	Fish	0.05mg/L	2
iron oxide fume	EC50	72	Algae or other aquatic plants	18mg/L	2
iron oxide fume	EC50	504	Crustacea	4.49mg/L	2
iron oxide fume	NOEC	504	Fish	0.52mg/L	2
chromium fume	LC50	96	Fish	13.9mg/L	4
chromium fume	EC50	48	Crustacea	0.0225mg/L	5
chromium fume	EC50	72	Algae or other aquatic plants	0.104mg/L	4
chromium fume	BCF	1440	Algae or other aquatic plants	0.0495mg/L	4
chromium fume	EC50	48	Crustacea	0.0245mg/L	5
chromium fume	NOEC	672	Fish	0.00019mg/L	4
nickel fume	LC50	96	Fish	0.0000475mg/L	4
nickel fume	EC50	48	Crustacea	0.013mg/L	5
nickel fume	EC50	72	Algae or other aquatic plants	0.0407mg/L	2
nickel fume	BCF	1440	Algae or other aquatic plants	0.47mg/L	4
nickel fume	EC50	720	Crustacea	0.0062mg/L	2
nickel fume	NOEC	72	Algae or other aquatic plants	0.0035mg/L	2
manganese fume	LC50	96	Fish	>3.6mg/L	2
manganese fume	EC50	48	Crustacea	>1.6mg/L	2
manganese fume	EC50	72	Algae or other aquatic plants	2.8mg/L	2
manganese fume	BCFD	37	Algae or other aquatic plants	2.2mg/L	4
manganese fume	EC50	72	Algae or other aquatic plants	4.5mg/L	2
manganese fume	NOEC	48	Crustacea	1.6mg/L	2

Continued...

flux cored wire, containing nickel and chromium (Cor-8325)

ozone	LC50	96	Fish	0.0093mg/L	4
ozone	EC50	96	Fish	0.0093mg/L	5
ozone	NOEC	2160	Fish	0.002mg/L	5

Legend:

Extracted from 1. IUCLID Toxicity Data 2. Europe ECHA Registered Substances - Ecotoxicological Information - Aquatic Toxicity 3. EPIWIN Suite V3.12 - Aquatic Toxicity Data (Estimated) 4. US EPA, Ecotox database - Aquatic Toxicity Data 5. ECETOC Aquatic Hazard Assessment Data 6. NITE (Japan) - Bioconcentration Data 7. METI (Japan) - Bioconcentration Data 8. Vendor Data

Harmful to aquatic organisms.

DO NOT discharge into sewer or waterways.

Persistence and degradability

Ingredient	Persistence: Water/Soil	Persistence: Air
	No Data available for all ingredients	No Data available for all ingredients

Bioaccumulative potential

Ingredient	Bioaccumulation
	No Data available for all ingredients

Mobility in soil

Ingredient	Mobility
	No Data available for all ingredients

SECTION 13 DISPOSAL CONSIDERATIONS**Waste treatment methods**

Product / Packaging disposal	<ul style="list-style-type: none"> · Recycle wherever possible or consult manufacturer for recycling options. · Consult State Land Waste Management Authority for disposal. ▶ DO NOT allow wash water from cleaning or process equipment to enter drains. ▶ It may be necessary to collect all wash water for treatment before disposal. ▶ In all cases disposal to sewer may be subject to local laws and regulations and these should be considered first. ▶ Where in doubt contact the responsible authority.
-------------------------------------	---

SECTION 14 TRANSPORT INFORMATION**Labels Required**

Marine Pollutant	NO
HAZCHEM	Not Applicable

Land transport (ADG): NOT REGULATED FOR TRANSPORT OF DANGEROUS GOODS

Air transport (ICAO-IATA / DGR): NOT REGULATED FOR TRANSPORT OF DANGEROUS GOODS

Sea transport (IMDG-Code / GGVSee): NOT REGULATED FOR TRANSPORT OF DANGEROUS GOODS

Transport in bulk according to Annex II of MARPOL and the IBC code

Not Applicable

SECTION 15 REGULATORY INFORMATION**Safety, health and environmental regulations / legislation specific for the substance or mixture****IRON(7439-89-6) IS FOUND ON THE FOLLOWING REGULATORY LISTS**

Australia Exposure Standards

Australia Inventory of Chemical Substances (AICS)

International Agency for Research on Cancer (IARC) - Agents Classified by the IARC Monographs

CHROMIUM(7440-47-3) IS FOUND ON THE FOLLOWING REGULATORY LISTS

flux cored wire, containing nickel and chromium (Cor-8325)

Australia Exposure Standards

Australia Hazardous Substances Information System - Consolidated Lists

Australia Inventory of Chemical Substances (AICS)

International Agency for Research on Cancer (IARC) - Agents Classified by the IARC Monographs

NICKEL(7440-02-0) IS FOUND ON THE FOLLOWING REGULATORY LISTS

Australia Exposure Standards

Australia Hazardous Substances Information System - Consolidated Lists

Australia Inventory of Chemical Substances (AICS)

MANGANESE(7439-96-5) IS FOUND ON THE FOLLOWING REGULATORY LISTS

Australia Exposure Standards

Australia Hazardous Substances Information System - Consolidated Lists

Australia Inventory of Chemical Substances (AICS)

International Air Transport Association (IATA) Dangerous Goods Regulations - Prohibited List Passenger and Cargo Aircraft

WELDING FUMES(NOT AVAIL.) IS FOUND ON THE FOLLOWING REGULATORY LISTS

Australia Exposure Standards

Australia Hazardous Substances Information System - Consolidated Lists

International Agency for Research on Cancer (IARC) - Agents Classified by the IARC Monographs

IRON OXIDE FUME(1309-37-1.) IS FOUND ON THE FOLLOWING REGULATORY LISTS

Australia Exposure Standards

Australia Hazardous Substances Information System - Consolidated Lists

Australia Inventory of Chemical Substances (AICS)

International Agency for Research on Cancer (IARC) - Agents Classified by the IARC Monographs

CHROMIUM FUME(7440-47-3) IS FOUND ON THE FOLLOWING REGULATORY LISTS

Australia Exposure Standards

Australia Hazardous Substances Information System - Consolidated Lists

Australia Inventory of Chemical Substances (AICS)

International Agency for Research on Cancer (IARC) - Agents Classified by the IARC Monographs

NICKEL FUME(7440-02-0) IS FOUND ON THE FOLLOWING REGULATORY LISTS

Australia Exposure Standards

Australia Hazardous Substances Information System - Consolidated Lists

Australia Inventory of Chemical Substances (AICS)

MANGANESE FUME(7439-96-5.) IS FOUND ON THE FOLLOWING REGULATORY LISTS

Australia Exposure Standards

Australia Hazardous Substances Information System - Consolidated Lists

Australia Inventory of Chemical Substances (AICS)

OZONE(10028-15-6) IS FOUND ON THE FOLLOWING REGULATORY LISTS

Australia Exposure Standards

Australia Hazardous Substances Information System - Consolidated Lists

NITROGEN OXIDES(MIXTURE) IS FOUND ON THE FOLLOWING REGULATORY LISTS

International Air Transport Association (IATA) Dangerous Goods Regulations

- Prohibited List Passenger and Cargo Aircraft

National Inventory	Status
Australia - AICS	N (ozone; welding fumes; nitrogen oxides)
Canada - DSL	N (ozone; welding fumes; nitrogen oxides)
Canada - NDSL	N (manganese fume; nickel fume; chromium fume; manganese; welding fumes; iron oxide fume; nitrogen oxides; nickel; iron; chromium)
China - IECSC	N (welding fumes; nitrogen oxides)
Europe - EINEC / ELINCS / NLP	N (welding fumes; nitrogen oxides)
Japan - ENCS	N (manganese fume; nickel fume; chromium fume; ozone; manganese; welding fumes; nitrogen oxides; nickel; iron; chromium)
Korea - KECL	N (welding fumes; nitrogen oxides)
New Zealand - NZIoC	N (welding fumes; nitrogen oxides)
Philippines - PICCS	N (ozone; welding fumes; nitrogen oxides)
USA - TSCA	N (welding fumes; nitrogen oxides)
Legend:	Y = All ingredients are on the inventory N = Not determined or one or more ingredients are not on the inventory and are not exempt from listing(see specific ingredients in brackets)

SECTION 16 OTHER INFORMATION**Other information**

Continued...

flux cored wire, containing nickel and chromium (Cor-8325)

Classification of the preparation and its individual components has drawn on official and authoritative sources as well as independent review by the Chemwatch Classification committee using available literature references.

A list of reference resources used to assist the committee may be found at:

www.chemwatch.net

The SDS is a Hazard Communication tool and should be used to assist in the Risk Assessment. Many factors determine whether the reported Hazards are Risks in the workplace or other settings. Risks may be determined by reference to Exposures Scenarios. Scale of use, frequency of use and current or available engineering controls must be considered.

Definitions and abbreviations

PC—TWA: Permissible Concentration-Time Weighted Average
PC—STEL: Permissible Concentration-Short Term Exposure Limit
IARC: International Agency for Research on Cancer
ACGIH: American Conference of Governmental Industrial Hygienists
STEL: Short Term Exposure Limit
TEEL: Temporary Emergency Exposure Limit,
IDLH: Immediately Dangerous to Life or Health Concentrations
OSF: Odour Safety Factor
NOAEL :No Observed Adverse Effect Level
LOAEL: Lowest Observed Adverse Effect Level
TLV: Threshold Limit Value
LOD: Limit Of Detection
OTV: Odour Threshold Value
BCF: BioConcentration Factors
BEI: Biological Exposure Index

This document is copyright.

Apart from any fair dealing for the purposes of private study, research, review or criticism, as permitted under the Copyright Act, no part may be reproduced by any process without written permission from CHEMWATCH.

TEL (+61 3) 9572 4700.